












BLUETOP

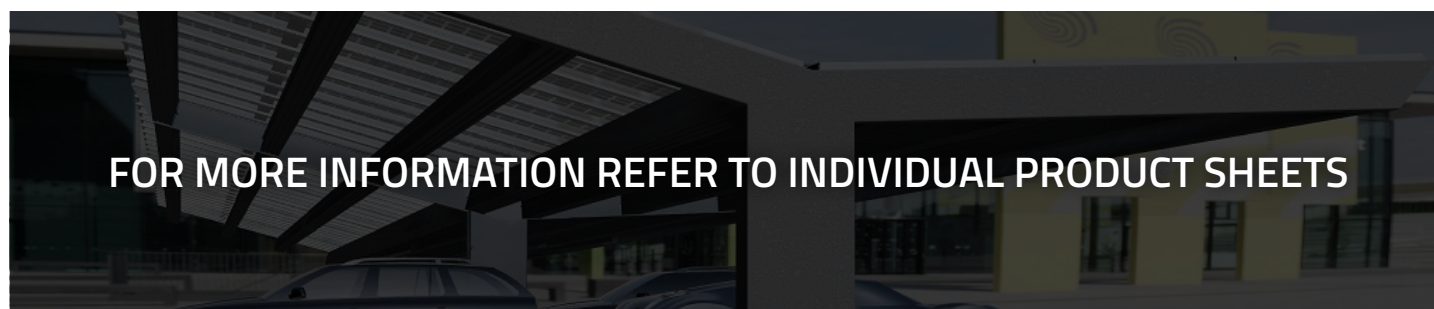
solar parking

PRODUCT OVERVIEW

	LONG SPAN SYSTEM				OPTI SYSTEM				YPSILON
									
	LS-1	LS-2	LS-3	LS-4	OPTI-1	OPTI-2	OPTI-3	OPTI-4	YPSILON-2
Preferred Orientation	South-North	South-North	East-West	South-North	South-North	South-North	East-West	South-North	Optional
Maximum Span	15 Meters				8.3 Meters				7.5 Meters
PV Module Layout	Units (can be connected)				Endless				Endless
Hidden Foundation	Yes				Yes				Yes
Bollard Function Integrated	Yes				Yes				Yes
No Loss of Parking Lots	Yes				Yes				No
Diagonal Parking	Yes				Yes				No

Accessories

Flashings	Yes	Yes	Yes
Integrated Inverter	Yes	Yes	No
Integrated EV- Charger	Yes	Yes	No
LED - Lighting	Yes	Yes	Yes
Drainage Gutter	Yes	Yes	No
Drainage Pipe	Yes, except LS-2	Yes, except OPTI-2	No



FOR MORE INFORMATION REFER TO INDIVIDUAL PRODUCT SHEETS

